



























**C.J. Zonneveld & Zn. B.V.**  
 Teylinglerlaan 11 - 2215 RT Voorhout - The Netherlands  
 Phone: 011-31-252211403 Fax: 011-31-252233  
 E-Mail: info@cjzonneveld.com  
**Growers and Exporters of Quality Bulbs and Plants**

**COUNTER DISPLAYS EXOTICS**

*Wine box look-a-like crates with an exciting selection of Spring and Summer flowering specialty bulbs  
 No mass grab-bags but the largest bulbs around, eye-catchers that will raise consumer curiosity  
 Make great counter displays with a quick turnover rate*

<b>BOTANICAL NAME</b>	<i>Common Name</i>	<b>BULB SIZE</b>	<b>BULBS PER CRATE</b>	<b>PRICE PER BULB</b>	<b>ORDER PER CRATE</b>
<b>CRINUM POWELLII</b>	<i>Cape lily</i>	24/+	35		
	Our favourite autumn-flowering bulb, wonderfully fragrant clusters of long-lasting, large pink flowers that tower above strong sword shaped leaves. These huge bulbs are pest proof and bloom and re-blooms mid through late summer on 2'-3' stems. Plant in spring, with the neck of the bulb just above soil level. In a colder areas then Zone 7-8, mulch heavily or plant in containers so it can be moved inside during the winter like an agapanthus or hibiscus. Crinum blooms most prolifically when its root run is restricted. Bulbs grown in containers should only be re-potted when absolutely necessary.				
<b>DRACUNCULUS VULGARIS</b>	<i>Dragon arum</i>	20/25	50		
	A novelty plant, huge, stunning and kind of freaky at the same time Purple-spotted flower stems reach up to 3ft and are topped by sinister, dark purple flowers with a deeper purple spadix. All backed by lush bold foliage, resembling in appearance the claws of a dragon. Great tropicalesque look for shady garden areas. Avoid planting near windows, doors, sidewalks or other frequently populated areas where the brief but overpowering odor from the spadices can be bjectionable.				
<b>EUCOMIS AUTUMNALIS</b>	<i>Pineapple plant</i>	16/18	50		
	Eucomis takes its common name of pineapple flower from the unusual appearance of its flower. Autumnalis produces a long thin flower spike topped with a small rosette of leaves. Their exotic appearance makes them ideal for subtropical plantings. Gardeners who wish to grow Eucomis in the ground year-round should plant bulbs 4-5" deep in spring in a protected location on the south side of a home or garage, and apply a thick mulch in late fall. It also can be started, they tend to emerge slow, in small pots and then planted out or stood in the border during the summer months.				
<b>EUCOMIS BICOLOR</b>	<i>Pineapple plant</i>	20/+	50		
	This coolly elegant bulb is one of the easiest to be grown and a lot hardier in US gardens than commonly expected. We have seen well established E. autumnalis and E. bicolor in the open garden in zone 5 with consistent snow cover. As a container plant outside after the spring frosts it always attracts attention when its curious and long-lasting flower spike appears in July and August. Plants in pots are watered frequently in dry weather, kept dry all winter and then repotted in spring.				
<b>GALTONIA VIRIDIFLORA</b>	<i>Summer Hyacinth</i>	18/20	50		
	Handsome and stately plants (3 FT) with loose spikes of mildly fragrant, pale-green nodding blooms above clump-forming, gray-green, linear foliage. Impressive when grown in a warm sunny position either on their own as tall accent above summer bedding plants or in bold groups tucked among large herbaceous plants in low maintenance borders. Also great in large containers for patio display.				
<b>HYMENOCALLIS FESTALIS</b>	<i>Ismene, Peruvian daffodil</i>	20/+	50		
	A pest-proof bulb to grow great architectural specimen plants. The large pure white flowers are noteworthy both for their intricate design and their marvelous fragrance. Our big baseball sized bulbs are guaranteed to bloom freely the first year and easily overwinter in zone 6-7 with extra mulch. Needs large spacious containers, it won't flower in small pots. Plant early spring in containers, with the necks of the bulbs slightly above the soil surface. Overwinter container grown bulbs indoors in the containers by withdrawing moisture as the foliage begins to die back.				

BOTANICAL NAME	<i>Common Name</i>	BULB SIZE	BULBS PER CRATE	PRICE PER BULB	ORDER PER CRATE
<b>LYCORIS AUREA</b>	<i>Golden hurricane lily</i>	12/14	100		
	A superb yellow strain of Lycoris with strong strap-shaped green foliage that disappears in July while the flowering spine (20") bursts forth in August. As expressed in its Chinese name "suddenly the earth smiles". Lycoris are splendid autumn-flowering bulbs when their requirements, a hot dry resting period during summer to promote flowering, are met. Dressings of potash and lime are helpful to promote flowering. Eye-catching garden subjects which get better and better each year providing a good supply of cut flowers				
<b>LYCORIS RADIATA</b>	<i>Hurricane Lily, Spider Lily</i>	12/14	100		
	Amazing plant that bloom in late August or September, surprising everyone. Within a few days flowerstems will grow over a foot tall and produce clusters of red flowers. Bulbs planted shallowly (necks exposed) also do great in combination planters and containers. Gradually reduce moisture and overwinter in a cool dry location. Deep ground planted bulbs will survive mild winters, Zone 6-7, if located in a protected location near southern side of house and given a thick dry winter mulch. Experimentation, finding the right growing spot will produce unexpectedly exciting results				
<b>NERINE BOWDENII</b>	<i>Guernsey lily</i>	14/16	75		
	This is the most hardy Nerine and such a delight in the garden. They seem to pop up out of nowhere unannounced and provide color in early fall until first hard freeze, when many other flowers have faded. Plant outdoors in a warm sunny border backed by the shelter of a wall for a late display of rich elegant pink flowers on 18"-24" stems. Overwinters well in zone 7 gardens with extra winter mulch. In colder gardens, give them all the sun and shelter available. Plant in bold groups and prepare to protect them over winter. They are critter-proof, make superb cut flowers and excellent in containers. RHS Award of Garden Merit				
<b>ORNITHOGALUM SAUNDERSIAE</b>	<i>Beauty de Veldt</i>	20/+	50		
	A real beauty from southern Africa, growing without complaint in poor and rich soils with few or no insect problems. Drought tolerant and very forgiving. Most striking creamy florets with greenish/black centers. A valuable garden plant because its blossoms are so long lasting in the mid to late summer garden. Great for all sorts of containers, by itself or as height accent in combination planters.				
<b>SAUROMATUM VENOSUM</b>	<i>Arum cornutum, Voodoo lily</i>	22/+	50		
	The 'Voodoo' about these unusual shade lovers? The flower to start with. In early spring they produce a spectacular tubular shaped, purplish green flower with dark purple markings which surround a blackish purple central spike. No soil; no pot; no roots; no water, they even bloom directly from the unplanted tuber. And, they really reek to. Following the blooms, large 2'-3', finger-like, lovely green leaves emerge on 2' purple mottled and speckled stems, providing an umbrella for its roots. Into Zone 5 they will thrive in shaded wood areas.				
<b>ZANTEDESCHIA AETHIOPICA</b>	<i>Arum Lily</i>	18/+	50		
	A wonderful architectural plant best known for their serene and graceful white flowers used in eloquent arrangements. They also have great adaptability as garden plant, best grown beside water, in shallow pond margins, bog gardens or moist flower borders protected with a deep mulch over winter. The leaves alone are an attraction, making it also a great container plant, semi evergreen when overwintered on the sunporch or indoors. RHS Award of Garden Merit.				
<b>ZANTEDESCHIA COLOR HYBRIDS</b>	<i>Calla Lily</i>				
"FLOREX GOLD", "MAJESTIC RED", "MANGO"	<i>Yellow, Red, Blushed Orange</i>	20/+	50		
"SCHWARZWALDER"	<i>Black</i>	20/+	50		
	Hybrid calla lilies require well drained soils and drier conditions than the previous white species. They bloom more readily, in an unusual array of colors. Great garden plants with exotic long lasting flowers, ideal for the flower arranger as cut. We selected tall growing varieties with strong arrow shaped, white marbled leaves. These XL corms bear 5 to 7 eyes, growing into full, easily flowering plants. They are best started in pots in early spring and transplanted in the border or patio containers after final frost. Move them again in the autumn to a sheltered spot to overwinter.				

**Grow info leaflets, plant color caretags and paperbags come with every order  
To refill your displays, exotics are also readily available through Spring from our US stock**